

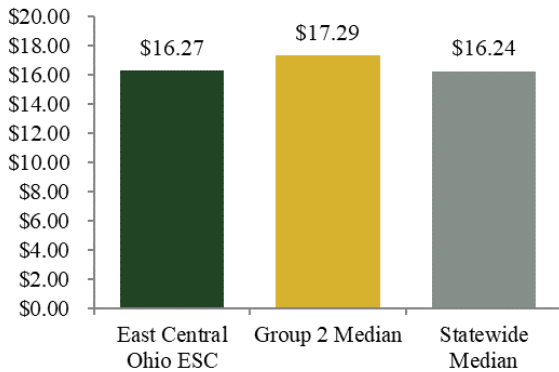
East Central Ohio ESC Profile

Operating Revenue:
\$13,746,380

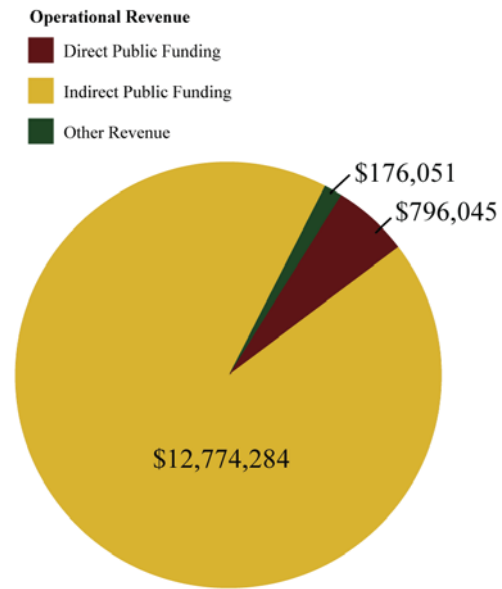
Expenditures:
\$12,513,923

FTEs:
217.30

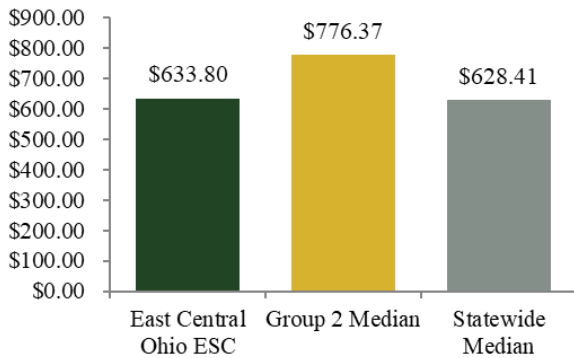
Revenue Generation Ratio



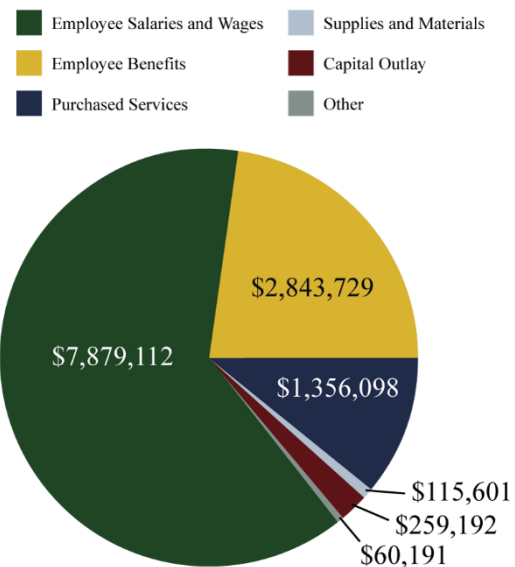
Total Revenue by Source



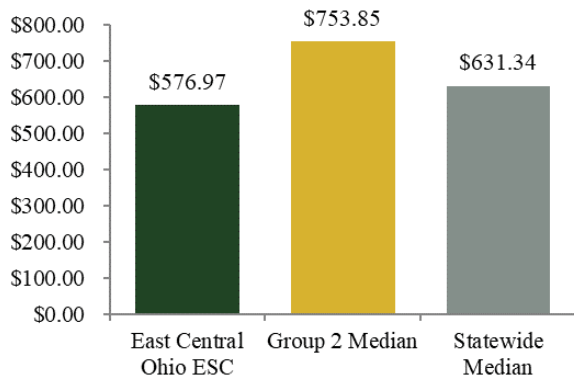
Operating Revenue per Student



Expenditures by Object



Expenditures per Student



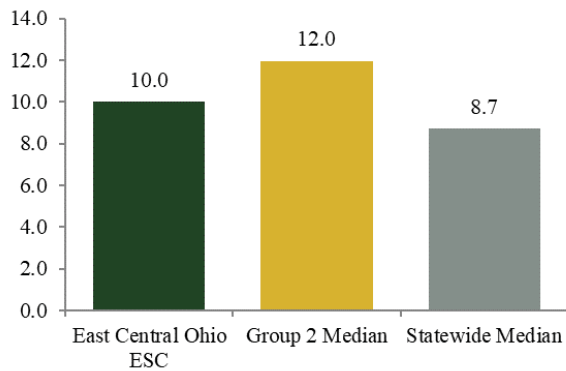
East Central Ohio ESC Profile (contd)

Operating Revenue:
\$13,746,380

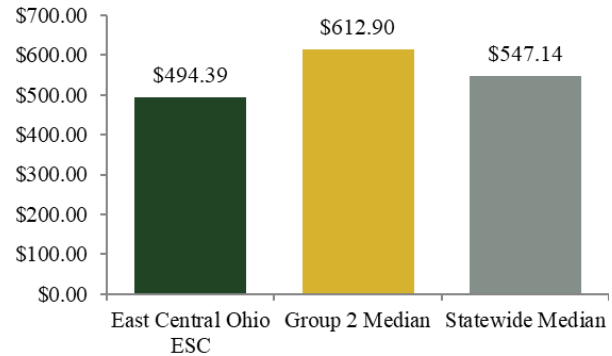
Expenditures:
\$12,513,923

FTEs:
217.30

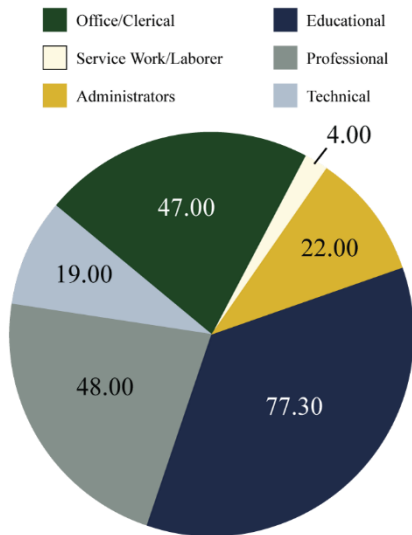
FTEs per 1,000 Students



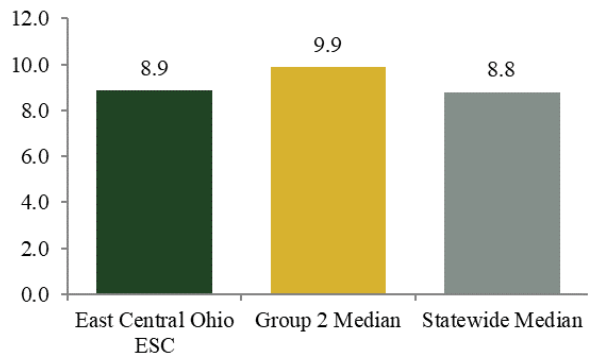
Personnel Cost per Student



FTEs by Category



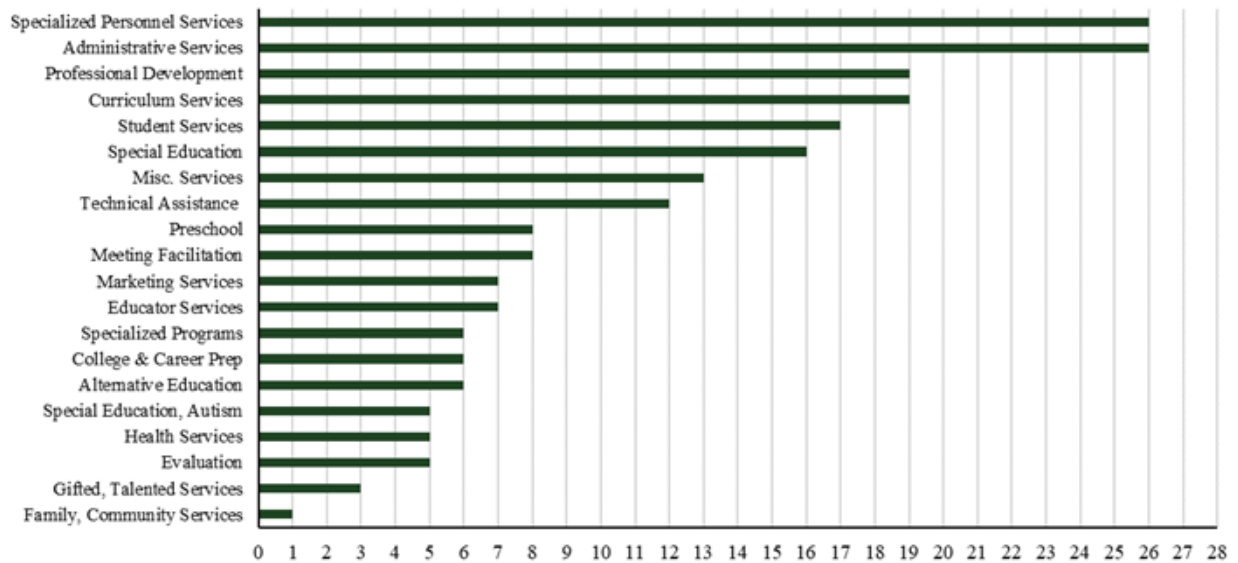
Non-administrative Staff per Administrator



East Central Ohio ESC Profile (contd)

Operating Revenue:	Expenditures:	FTEs:
\$13,746,380	\$12,513,923	217.30

Services Offered by Category



Member District Data

Member District Name	Student Enrollment	District Type
Barnesville EVSD	1,376	1
Bellaire LSD	1,154	4
Bridgeport EVSD	779	4
Claymont CSD	2,009	1
Conotton Valley Union LSD	403	1
Dover CSD	2,771	3
Garaway LSD	1,138	1
Indian Valley LSD	1,736	1
Martins Ferry CSD	1,455	4
New Philadelphia CSD	3,601	4
Shadyside LSD	800	3
St Clairsville-Richland CSD	1,664	3
Tuscarawas Valley LSD	1,334	3
Union LSD	1,469	1